

**WESTVIEW METROPOLITAN DISTRICT
Weld County, Colorado**

**FINANCIAL STATEMENTS AND
SUPPLEMENTARY INFORMATION**


YEAR ENDED DECEMBER 31, 2021


**WESTVIEW METROPOLITAN DISTRICT
TABLE OF CONTENTS
YEAR ENDED DECEMBER 31, 2021**


INDEPENDENT AUDITOR’S REPORT	I
BASIC FINANCIAL STATEMENTS	
GOVERNMENT-WIDE FINANCIAL STATEMENTS	
STATEMENT OF NET POSITION	1
STATEMENT OF ACTIVITIES	2
FUND FINANCIAL STATEMENTS	
BALANCE SHEET – GOVERNMENTAL FUNDS	3
STATEMENT OF REVENUES, EXPENDITURES, AND CHANGES IN FUND BALANCES (DEFICITS) – GOVERNMENTAL FUNDS	4
RECONCILIATION OF THE STATEMENT OF REVENUES, EXPENDITURES, AND CHANGES IN FUND BALANCES (DEFICITS) OF THE GOVERNMENTAL FUNDS TO THE STATEMENT OF ACTIVITIES	5
GENERAL FUND – STATEMENT OF REVENUES, EXPENDITURES, AND CHANGES IN FUND BALANCE (DEFICIT) – BUDGET AND ACTUAL	6
NOTES TO BASIC FINANCIAL STATEMENTS	7
SUPPLEMENTARY INFORMATION	
DEBT SERVICE FUND – SCHEDULE OF REVENUES, EXPENDITURES, AND CHANGES IN FUND BALANCE – BUDGET AND ACTUAL	22
OTHER INFORMATION	
SCHEDULE OF DEBT SERVICE REQUIREMENTS TO MATURITY	24
SCHEDULE OF ASSESSED VALUATION, MILL LEVY, AND PROPERTY TAXES COLLECTED	25



1221 W. Mineral Avenue, Suite 202
Littleton, CO 80120

 303-734-4800

 303-795-3356

 www.HaynieCPAs.com

Independent Auditor's Report

Members of the Board of Directors
Westview Metropolitan District

Opinions

We have audited the accompanying financial statements of the governmental activities and each major fund of Westview Metropolitan District, as of and for the year ended December 31, 2021, and the related notes to the financial statements, which collectively comprise the District's basic financial statements as listed in the table of contents

In our opinion, the financial statements referred to above present fairly, in all material respects, the respective financial position of the governmental activities and each major funds of Westview Metropolitan District, as of December 31, 2021, and the respective changes in financial position and the budgetary comparison for the General Fund for the year then ended in accordance with accounting principles generally accepted in the United States of America.

Basis for Opinions

We conducted our audit in accordance with auditing standards generally accepted in the United States of America. Our responsibilities under those standards are further described in the Auditor's Responsibilities for the Audit of the Financial Statements section of our report. We are required to be independent of Westview Metropolitan District and to meet our other ethical responsibilities in accordance with the relevant ethical requirements relating to our audit. We believe that the audit evidence we have obtained is sufficient and appropriate to provide a basis for our audit opinion.

Responsibilities of Management for the Financial Statements

Management is responsible for the preparation and fair presentation of these financial statements in accordance with accounting principles generally accepted in the United States of America; this includes the design, implementation, and maintenance of internal control relevant to the preparation and fair presentation of financial statements that are free from material misstatement, whether due to fraud or error.

In preparing the financial statements, management is required to evaluate whether there are conditions or events, considered in the aggregate, that raise substantial doubt about Westview Metropolitan District's ability to continue as a going concern within one year after the date that the financial statements are available to be issued.

Auditor's Responsibilities for the Audit of the Financial Statements

Our objectives are to obtain reasonable assurance about whether the financial statements as a whole are free from material misstatement, whether due to fraud or error, and to issue an auditor's report that includes our opinion. Reasonable assurance is a high level of assurance but is not absolute assurance and therefore is not a guarantee that an audit conducted in accordance with generally accepted auditing standards will always detect a material misstatement when it exists. The risk of not detecting a material misstatement resulting from fraud is higher than for one resulting from error, as fraud may involve collusion, forgery, intentional omissions, misrepresentations, or the override of internal control. Misstatements, including omissions, are considered material if there is a substantial likelihood that, individually or in the aggregate, they would influence the judgment made by a reasonable user based on the financial statements.

In performing an audit in accordance with generally accepted auditing standards, we:

- Exercise professional judgment and maintain professional skepticism throughout the audit.
- Identify and assess the risks of material misstatement of the financial statements, whether due to fraud or error, and design and perform audit procedures responsive to those risks. Such procedures include examining, on a test basis, evidence regarding the amounts and disclosures in the financial statements.
- Obtain an understanding of internal control relevant to the audit in order to design audit procedures that are appropriate in the circumstances, but not for the purpose of expressing an opinion on the effectiveness of Westview Metropolitan District's internal control. Accordingly, no such opinion is expressed.
- Evaluate the appropriateness of accounting policies used and the reasonableness of significant accounting estimates made by management, as well as evaluate the overall presentation of the financial statements.
- Conclude whether, in our judgment, there are conditions or events, considered in the aggregate, that raise substantial doubt about Westview Metropolitan District's ability to continue as a going concern for a reasonable period of time.

We are required to communicate with those charged with governance regarding, among other matters, the planned scope and timing of the audit, significant audit findings, and certain internal control related matters that we identified during the audit.

Other Matters

Required Supplementary Information


Management has omitted the management's discussion and analysis that accounting principles generally accepted in the United States of America require to be presented to supplement the basic financial statements. Such missing information, although not a part of the basic financial statements, is required by the Governmental Accounting Standards Board, who considers it to be an essential part of financial reporting for placing the basic financial statements in an appropriate operational, economic, or historical context. Our opinion on the basic financial statements is not affected by this missing information.

Other Information

Our audit was conducted for the purpose of forming an opinion on the financial statements that collectively comprise Westview Metropolitan District's financial statements as a whole. The supplementary information section is presented for purposes of additional analysis and is not a required part of the financial statements.

The supplementary information as listed in the table of contents is the responsibility of management and was derived from and relates directly to the underlying accounting and other records used to prepare the basic financial statements. Such information has been subjected to the auditing procedures applied in the audit of the financial statements and certain additional procedures, including comparing and reconciling such information directly to the underlying accounting and other records used to prepare the financial statements or to the financial statements themselves, and other additional procedures in accordance with auditing standards generally accepted in the United States of America. In our opinion, the information is fairly stated in all material respects in relation to the financial statements as a whole.

The other information section has not been subjected to the auditing procedures applied in the audit of the basic financial statements and, accordingly, we do not express an opinion or provide any assurance on it.



Littleton, Colorado
April 26, 2022

BASIC FINANCIAL STATEMENTS

**WESTVIEW METROPOLITAN DISTRICT
STATEMENT OF NET POSITION
DECEMBER 31, 2021**

	<u>Governmental Activities</u>
ASSETS	
Cash and Investments	\$ 20,500
Cash and Investments - Restricted	207,647
Receivable - County Treasurer	431
Property Taxes Receivable	<u>190,930</u>
Total Assets	<u>419,508</u>
LIABILITIES	
Accounts Payable	7,902
Due to Town of Frederick	3,295
Accrued Interest Payable	74,009
Noncurrent Liabilities:	
Due Within One Year	5,000
Due in More Than One Year	<u>7,183,499</u>
Total Liabilities	<u>7,273,705</u>
DEFERRED INFLOWS OF RESOURCES	
Property Tax Revenues	<u>190,930</u>
Total Deferred Inflows of Resources	<u>190,930</u>
NET POSITION	
Restricted for:	
Emergency Reserves	900
Debt Service	133,057
Unrestricted	<u>(7,179,084)</u>
Total Net Position	<u><u>\$ (7,045,127)</u></u>

See accompanying Notes to Basic Financial Statements.

**WESTVIEW METROPOLITAN DISTRICT
STATEMENT OF ACTIVITIES
YEAR ENDED DECEMBER 31, 2021**

		Program Revenues			
Expenses	Charges for Services	Operating Grants and Contributions	Capital Grants and Contributions	Net Revenues (Expenses) and Change in Net Position	Governmental Activities
FUNCTIONS/PROGRAMS Primary Government: Governmental Activities: General Government Interest and Related Costs on Long-Term Debt	\$ 44,087	\$ -	\$ -	\$ (44,087)	
	464,206	-	-	(464,206)	
Total Governmental Activities	\$ 508,293	\$ -	\$ -	(508,293)	
GENERAL REVENUES					
Property Taxes				106,940	
Specific Ownership Taxes				5,274	
Net Investment Income				126	
Total General Revenues				112,340	
CHANGE IN NET POSITION					
Net Position - Beginning of Year				(395,953)	
				(6,649,174)	
NET POSITION - END OF YEAR					
				\$ (7,045,127)	

See accompanying Notes to Basic Financial Statements.

**WESTVIEW METROPOLITAN DISTRICT
BALANCE SHEET
GOVERNMENTAL FUNDS
DECEMBER 31, 2021**

	General	Debt Service	Total Governmental Fund
ASSETS			
Cash and Investments	\$ 20,500	\$ -	\$ 20,500
Cash and Investments - Restricted	900	206,747	207,647
Receivable - County Treasurer	112	319	431
Property Taxes Receivable	49,643	141,287	190,930
Total Assets	\$ 71,155	\$ 348,353	\$ 419,508
LIABILITIES, DEFERRED INFLOWS OF RESOURCES, AND FUND BALANCES			
LIABILITIES			
Accounts Payable	\$ 7,902	\$ -	\$ 7,902
Due to Town of Frederick	3,295	-	3,295
Total Liabilities	11,197	-	11,197
DEFERRED INFLOWS OF RESOURCES			
Deferred Property Taxes	49,643	141,287	190,930
Total Deferred Inflows of Resources	49,643	141,287	190,930
FUND BALANCES			
Restricted for:			
Emergency Reserves	900	-	900
Debt Service	-	207,066	207,066
Unassigned	9,415	-	9,415
Total Fund Balances	10,315	207,066	217,381
Total Liabilities, Deferred Inflows of Resources, and Fund Balances	\$ 71,155	\$ 348,353	

Amounts reported for governmental activities in the statement of net position are different because:

Long-term liabilities, including bonds payable, are not due and payable in the current period and, therefore, are not reported in the funds.

Bonds Payable	(2,278,000)
Accrued Interest on Bonds Payable	(74,009)
Developer Advance Payable	(4,084,457)
Accrued Interest on Developer Advance	(826,042)

Net Position of Governmental Activities	\$ (7,045,127)
---	----------------

See accompanying Notes to Basic Financial Statements.

WESTVIEW METROPOLITAN DISTRICT
STATEMENT OF REVENUES, EXPENDITURES, AND CHANGES IN FUND BALANCES (DEFICITS)
GOVERNMENTAL FUNDS
YEAR ENDED DECEMBER 31, 2021

	General	Debt Service	Total Governmental Fund
REVENUES			
Property Taxes	\$ 27,804	\$ 79,136	\$ 106,940
Specific Ownership Taxes	1,371	3,903	5,274
Net Investment Income	15	111	126
Total Revenues	29,190	83,150	112,340
EXPENDITURES			
General:			
Accounting	18,135	-	18,135
Audit	4,500	-	4,500
County Treasurer's Fees	417	1,188	1,605
Dues and Licenses	318	-	318
Insurance and Dues	2,518	-	2,518
Legal	10,609	-	10,609
Miscellaneous	950	-	950
Contribution Payment to Frederick	6,640	-	6,640
Debt Service:			
Paying Agent Fees	-	9,917	9,917
Bond interest	-	100,706	100,706
Total Expenditures	44,087	111,811	155,898
EXCESS OF REVENUES OVER (UNDER) EXPENDITURES	(14,897)	(28,661)	(43,558)
OTHER FINANCING SOURCES (USES)			
Developer Advance	33,200	-	33,200
Total Other Financing Sources (Uses)	33,200	-	33,200
NET CHANGE IN FUND BALANCES	18,303	(28,661)	(10,358)
Fund Balances (Deficits) - Beginning of Year	(7,988)	235,727	227,739
FUND BALANCES (DEFICITS) - END OF YEAR	\$ 10,315	\$ 207,066	\$ 217,381

See accompanying Notes to Basic Financial Statements.

**WESTVIEW METROPOLITAN DISTRICT
RECONCILIATION OF THE STATEMENT OF REVENUES, EXPENDITURES, AND CHANGES
IN FUND BALANCES (DEFICITS) OF THE GOVERNMENTAL FUNDS
TO THE STATEMENT OF ACTIVITIES
YEAR ENDED DECEMBER 31, 2021**

Net Change in Fund Balances - Total Governmental Funds	\$ (10,358)
<p>Amounts reported for governmental activities in the statement of activities are different because:</p>	
<p>The issuance of long-term debt (e.g., Loans, Developer advances) provides current financial resources to governmental funds, while the repayment of the principal of long-term debt consumes the current financial resources of governmental funds. Neither transaction, however, has any effect on net position. Also, governmental funds record the effect of premiums, discounts, and similar items when debt is first issued as expenditures, whereas these amounts are deferred and amortized in the statement of activities.</p>	
Developer Advances	(33,200)
<p>Some expenses reported in the statement of activities do not require the use of current financial resources and, therefore, are not reported as expenditures in governmental funds.</p>	
Accrued Interest on Developer Advance	(325,124)
Accrued Interest on Bonds - Change in Liability	<u>(27,271)</u>
Change in Net Position of Governmental Activities	<u><u>\$ (395,953)</u></u>

See accompanying Notes to Basic Financial Statements.

**WESTVIEW METROPOLITAN DISTRICT
GENERAL FUND
STATEMENT OF REVENUES, EXPENDITURES, AND CHANGES IN FUND BALANCE (DEFICIT) –
BUDGET AND ACTUAL
YEAR ENDED DECEMBER 31, 2021**

	Original and Final Budget	Actual Amounts	Variance with Final Budget Positive (Negative)
REVENUES			
Property Taxes	\$ 27,306	\$ 27,804	\$ 498
Specific Ownership Taxes	1,365	1,371	6
Net Investment Income	-	15	15
Total Revenues	<u>28,671</u>	<u>29,190</u>	<u>519</u>
EXPENDITURES			
Accounting	20,000	18,135	1,865
Auditing	5,000	4,500	500
County Treasurer's Fees	410	417	(7)
Dues and Licenses	500	318	182
Insurance and Bonds	3,000	2,518	482
Legal Services	25,000	10,609	14,391
Miscellaneous	1,000	950	50
Contribution Payment to Frederick	6,446	6,640	(194)
Contingency	2,644	-	2,644
Total Expenditures	<u>64,000</u>	<u>44,087</u>	<u>19,913</u>
EXCESS OF REVENUES OVER (UNDER) EXPENDITURES	(35,329)	(14,897)	20,432
OTHER FINANCING SOURCES (USES)			
Developer Advance	36,000	33,200	(2,800)
Total Other Financing Sources (Uses)	<u>36,000</u>	<u>33,200</u>	<u>(2,800)</u>
NET CHANGE IN FUND BALANCE	671	18,303	17,632
Fund Balance (Deficit) - Beginning of Year	<u>1,048</u>	<u>(7,988)</u>	<u>(9,036)</u>
FUND BALANCE (DEFICIT) - END OF YEAR	<u>\$ 1,719</u>	<u>\$ 10,315</u>	<u>\$ 8,596</u>

See accompanying Notes to Basic Financial Statements.

**WESTVIEW METROPOLITAN DISTRICT
NOTES TO BASIC FINANCIAL STATEMENTS
DECEMBER 31, 2021**

NOTE 1 DEFINITION OF REPORTING ENTITY

Westview Metropolitan District (the District), a quasi-municipal corporation and a political subdivision of the state of Colorado, was organized by order and decree of the District Court in and for Weld County, Colorado on March 24, 2015, and is governed pursuant to provisions of the Colorado Special District Act (Title 32, Article 1, Colorado Revised Statutes). The Service Plan of the District was approved by the City Council of the City of Frederick, Colorado on December 9, 2014.

At a special election of the eligible electors of the District on May 3, 2016, a majority of those qualified to vote voted in favor of certain ballot questions authorizing the issuance of indebtedness and imposition of taxes for the payment thereof, for the purpose of providing financing for the acquisition, construction, installation, and completion of certain streets, parks and recreation, water, sanitation, transportation, mosquito control, safety protection, fire protection, and television relay and translation improvements.

The District follows the Governmental Accounting Standards Board (GASB) accounting pronouncements, which provide guidance for determining which governmental activities, organizations, and functions should be included within the financial reporting entity. GASB pronouncements set forth the financial accountability of a governmental organization's elected governing body as the basic criterion for including a possible component governmental organization in a primary government's legal entity. Financial accountability includes, but is not limited to, appointment of a voting majority of the organization's governing body, ability to impose its will on the organization, a potential for the organization to provide specific financial benefits or burdens, and fiscal dependency.

The District has no employees, and all operations and administrative functions are contracted.

The District is not financially accountable for any other organization, nor is the District a component unit of any other primary governmental entity.

NOTE 2 SUMMARY OF SIGNIFICANT ACCOUNTING POLICIES

The more significant accounting policies of the District are described as follows:

Government-Wide and Fund Financial Statements

The government-wide financial statements include the statement of net position and the statement of activities. These financial statements include all of the activities of the District. The effect of interfund activity has been removed from these statements. Governmental activities are normally supported by taxes and intergovernmental revenues.

The statement of net position reports all financial and capital resources of the District. The difference between the sum of assets and deferred outflows and the sum of liabilities and deferred inflows is reported as net position.

**WESTVIEW METROPOLITAN DISTRICT
NOTES TO BASIC FINANCIAL STATEMENTS
DECEMBER 31, 2021**

NOTE 2 SUMMARY OF SIGNIFICANT ACCOUNTING POLICIES (CONTINUED)

Government-Wide and Fund Financial Statements (Continued)

The statement of activities demonstrates the degree to which the direct and indirect expenses of a given function or segment are offset by program revenues. Direct expenses are those that are clearly identifiable with a specific function or segment. Program revenues include 1) charges to customers or applicants who purchase, use, or directly benefit from goods, services, or privileges provided by a given function or segment, and 2) grants and contributions that are restricted to meeting the operational or capital requirements of a particular function or segment. Taxes and other items not properly included among program revenues are reported as general revenues.

Separate financial statements are provided for the governmental funds. Major individual governmental funds are reported as separate columns in the fund financial statements.

Measurement Focus, Basis of Accounting, and Financial Statement Presentation

The government-wide financial statements are reported using the economic resources measurement focus and the accrual basis of accounting. Revenues are recorded when earned and expenses are recorded when a liability is incurred, regardless of the timing of related cash flows.

Governmental fund financial statements are reported using the current financial resources measurement focus and the modified accrual basis of accounting. Revenues are recognized as soon as they are both measurable and available. Revenues are considered to be available when they are collectible within the current period or soon enough thereafter to pay liabilities of the current period. For this purpose, the District considers revenues to be available if they are collected within 60 days of the end of the current fiscal period. The major sources of revenue susceptible to accrual are property taxes. All other revenue items are considered to be measurable and available only when cash is received by the District. The District has determined that Developer advances are not considered as revenue susceptible to accrual. Expenditures, other than interest on long-term obligations, are recorded when the liability is incurred or the long-term obligation due.

The District reports the following major governmental funds:

The General Fund is the District's primary operating fund. It accounts for all financial resources of the general government, except those required to be accounted for in another fund.

The Debt Service Fund accounts for the resources accumulated and payments made for principal and interest on long-term general obligation debt of the governmental funds.

**WESTVIEW METROPOLITAN DISTRICT
NOTES TO BASIC FINANCIAL STATEMENTS
DECEMBER 31, 2021**

NOTE 2 SUMMARY OF SIGNIFICANT ACCOUNTING POLICIES (CONTINUED)

Budgets

In accordance with the State Budget Law, the District's Board of Directors holds public hearings in the fall each year to approve the budget and appropriate the funds for the ensuing year. The appropriation is at the total fund expenditures and other financing uses level and lapses at year-end. The District's Board of Directors can modify the budget by line item within the total appropriation without notification. The appropriation can only be modified upon completion of notification and publication requirements. The budget includes each fund on its basis of accounting unless otherwise indicated.

Pooled Cash and Investments

The District follows the practice of pooling cash and investments of all funds to maximize investment earnings. Except when required by trust or other agreements, all cash is deposited to and disbursed from a single bank account. Cash in excess of immediate operating requirements is pooled for deposit and investment flexibility. Investment earnings are allocated periodically to the participating funds based upon each fund's average equity balance in the total cash.

Property Taxes

Property taxes are levied by the District's Board of Directors. The levy is based on assessed valuations determined by the County Assessor generally as of January 1 of each year. The levy is normally set by December 15 by certification to the County Commissioners to put the tax lien on the individual properties as of January 1 of the following year. The County Treasurer collects the determined taxes during the ensuing calendar year. The taxes are payable by April or if in equal installments, at the taxpayer's election, in February and June. Delinquent taxpayers are notified in August and, generally, sale of the tax liens on delinquent properties are held in November or December. The County Treasurer remits the taxes collected monthly to the District.

Property taxes, net of estimated uncollectible taxes, are recorded initially as deferred inflow of resources in the year they are levied and measurable. The unearned property tax revenues are recorded as revenue in the year they are available or collected.

Deferred Inflows of Resources

In addition to liabilities, the statement of net position reports a separate section for deferred inflows of resources. This separate financial statement element, *deferred inflows of resources*, represents an acquisition of net position that applies to a future period and so will not be recognized as an inflow of resources (revenue) until that time. The District has one item that qualifies for reporting in this category. Accordingly, the item, *deferred property tax revenue*, is deferred and recognized as an inflow of resources in the period that the amount becomes available.

**WESTVIEW METROPOLITAN DISTRICT
NOTES TO BASIC FINANCIAL STATEMENTS
DECEMBER 31, 2021**

NOTE 2 SUMMARY OF SIGNIFICANT ACCOUNTING POLICIES (CONTINUED)

Equity

Net Position

For government-wide presentation purposes, when both restricted and unrestricted resources are available for use, it is the District's practice to use restricted resources first, then unrestricted resources as they are needed.

Fund Balance

Fund balance for governmental funds should be reported in classifications that comprise a hierarchy based on the extent to which the government is bound to honor constraints on the specific purposes for which spending can occur. Governmental funds report up to five classifications of fund balance: nonspendable, restricted, committed, assigned, and unassigned. Because circumstances differ among governments, not every government or every governmental fund will present all of these components. The following classifications describe the relative strength of the spending constraints:

Nonspendable Fund Balance – The portion of fund balance that cannot be spent because it is either not in spendable form (such as prepaid amounts or inventory) or legally or contractually required to be maintained intact.

Restricted Fund Balance – The portion of fund balance that is constrained to being used for a specific purpose by external parties (such as bondholders), constitutional provisions, or enabling legislation.

Committed Fund Balance – The portion of fund balance that can only be used for specific purposes pursuant to constraints imposed by formal action of the government's highest level of decision-making authority, the Board of Directors. The constraint may be removed or changed only through formal action of the Board of Directors.

Assigned Fund Balance – The portion of fund balance that is constrained by the government's intent to be used for specific purposes, but is neither restricted nor committed. Intent is expressed by the Board of Directors to be used for a specific purpose. Constraints imposed on the use of assigned amounts are more easily removed or modified than those imposed on amounts that are classified as committed.

Unassigned Fund Balance – The residual portion of fund balance that does not meet any of the criteria described above.

If more than one classification of fund balance is available for use when an expenditure is incurred, it is the District's practice to use the most restrictive classification first.

**WESTVIEW METROPOLITAN DISTRICT
NOTES TO BASIC FINANCIAL STATEMENTS
DECEMBER 31, 2021**

NOTE 3 CASH AND INVESTMENTS

Cash and investments as of December 31, 2021, are classified in the accompanying financial statements as follows:

Statement of Net Position:

Cash and Investments	\$ 20,500
Cash and Investments - Restricted	207,647
Total Cash and Investments	<u>\$ 228,147</u>

Cash and investments as of December 31, 2021, consist of the following:

Deposits with Financial Institutions	\$ 22,032
Investments	206,115
Total Cash and Investments	<u>\$ 228,147</u>

Cash Deposits

The Colorado Public Deposit Protection Act (PDPA) requires that all units of local government deposit cash in eligible public depositories. Eligibility is determined by state regulators. Amounts on deposit in excess of federal insurance levels must be collateralized. The eligible collateral is determined by the PDPA. PDPA allows the institution to create a single collateral pool for all public funds. The pool for all the uninsured public deposits as a group is to be maintained by another institution or held in trust. The market value of the collateral must be at least 102% of the aggregate uninsured deposits.

The State Commissioners for banks and financial services are required by statute to monitor the naming of eligible depositories and reporting of the uninsured deposits and assets maintained in the collateral pools.

At December 31, 2021, the District's cash deposits had a bank balance and carrying balance of \$22,032.

Investments

The District has adopted an investment policy by which it follows state statutes regarding investments.

The District generally limits its concentration of investments to those noted with an asterisk (*) below, which are believed to have minimal credit risk, minimal interest rate risk and no foreign currency risk. Additionally, the District is not subject to concentration risk or investment custodial risk disclosure requirements for investments that are in the possession of another party.

Colorado revised statutes limit investment maturities to five years or less unless formally approved by the Board of Directors. Such actions are generally associated with a debt service reserve or sinking fund requirements.

**WESTVIEW METROPOLITAN DISTRICT
NOTES TO BASIC FINANCIAL STATEMENTS
DECEMBER 31, 2021**

NOTE 3 CASH AND INVESTMENTS (CONTINUED)

Investments (Continued)

Colorado statutes specify investment instruments meeting defined rating and risk criteria in which local governments may invest which include:

- . Obligations of the United States, certain U.S. government agency securities of the World Bank
- . Certain international agency securities
- . General obligation and revenue bonds of U.S. local government entities
- . Certain certificates of participation
- . Certain securities lending agreements
- . Bankers' acceptances of certain banks
- . Commercial paper
- . Written repurchase agreements collateralized by certain authorized securities
- . Certain money market funds
- . Guaranteed investment contracts
- * Local government investment pools

As of December 31, 2021, the District had the following investments:

<u>Investment</u>	<u>Maturity</u>	<u>Amount</u>
Colorado Surplus Asset Fund Trust (CSAFE)	Weighted-Average Under 60 Days	\$ 206,115

CSAFE

The District invested in the Colorado Surplus Asset Fund Trust (CSAFE) (the Trust), which is an investment vehicle established by state statute for local government entities to pool surplus assets. The State Securities Commissioner administers and enforces all State statutes governing the Trust. The Trust is similar to a money market fund, with each share valued at \$1.00. CSAFE may invest in U.S. Treasury securities, repurchase agreements collateralized by U.S. Treasury securities, certain money market funds and highest rated commercial paper. A designated custodial bank serves as custodian for CSAFE's portfolio pursuant to a custodian agreement. The custodian acts as safekeeping agent for CSAFE's investment portfolio and provides services as the depository in connection with direct investments and withdrawals. The custodian's internal records segregate investments owned by CSAFE. CSAFE is rated AAAM by Standard & Poor's. CSAFE records its investments at amortized cost and the District records its investments in CSAFE using the amortized cost method. There are no unfunded commitments, the redemption frequency is daily and there is no redemption notice period.

**WESTVIEW METROPOLITAN DISTRICT
NOTES TO BASIC FINANCIAL STATEMENTS
DECEMBER 31, 2021**

NOTE 4 LONG-TERM OBLIGATIONS

The following is an analysis of changes in the District's long-term obligations for the year ended December 31, 2021:

	Balance - December 31, 2020	Additions	Reductions	Balance - December 31, 2021	Due Within One Year
Bonds Payable:					
Series 2019A	\$ 1,965,000	\$ -	\$ -	\$ 1,965,000	\$ 5,000
Series 2019B	313,000	-	-	313,000	-
Total Bonds Payable	<u>2,278,000</u>	<u>-</u>	<u>-</u>	<u>2,278,000</u>	<u>5,000</u>
Other Debts:					
Developer Advances:					
Operational	146,332	33,200	-	179,532	-
Capital	3,904,925	-	-	3,904,925	-
Accrued Interest on					
Developer Advances:					
Operational	21,629	12,730	-	34,359	-
Capital	479,289	312,394	-	791,683	-
Total Long-Term Obligations	<u>\$ 6,830,175</u>	<u>\$ 358,324</u>	<u>\$ -</u>	<u>\$ 7,188,499</u>	<u>\$ 5,000</u>

The details of the District's general obligation bonds outstanding during 2020 are as follows:

Bond Proceeds

The District issued the Senior Bonds and the Subordinate Bonds on June 19, 2019, in the respective par amounts of \$1,965,000 and \$313,000. Proceeds from the sale of the Senior Bonds were used to: (a) pay or reimburse the Project Costs; (b) fund the Senior Reserve Fund; (c) fund capitalized interest on the Senior Bonds; and (d) pay costs of issuance of the Bonds. Proceeds from the sale of the Subordinate Bonds were used to: (a) pay or reimburse Project Costs; and (b) pay other costs incurred in connection with the issuance of the Subordinate Bonds.

Senior Bonds Details

The Senior Bonds bear interest at the rate of 5.125% per annum and are payable semi-annually on June 1 and December 1, beginning on December 1, 2019. Annual mandatory sinking fund principal payments are due on December 1, beginning on December 1, 2022. The Senior Bonds mature on December 1, 2049. To the extent principal of any Senior Bond is not paid when due, such principal shall remain outstanding until paid and shall continue to bear interest at the rate then borne by the Senior Bond. To the extent interest on any Senior Bond is not paid when due, such interest shall compound on each interest payment date at the rate then borne by the Senior Bonds.

**WESTVIEW METROPOLITAN DISTRICT
NOTES TO BASIC FINANCIAL STATEMENTS
DECEMBER 31, 2021**

NOTE 4 LONG-TERM OBLIGATIONS (CONTINUED)

Senior Bonds Optional Redemption

The Senior Bonds are subject to redemption prior to maturity, at the option of the District, on June 1, 2024, and on any date thereafter, upon payment of par, accrued interest, and a redemption premium equal to a percentage of the principal amount so redeemed, as follows:

<u>Date of Redemption</u>	<u>Redemption Premium</u>
June 1, 2024, to May 31, 2025	3.00%
June 1, 2025, to May 31, 2026	2.00
June 1, 2026, to May 31, 2027	1.00
June 1, 2027, and thereafter	0.00

The Senior Bonds are secured by and payable solely from and to the extent of Senior Pledged Revenue, net of any costs of collection, which includes: (a) the Senior Required Mill Levy; (b) the portion of the Specific Ownership Tax which is collected as a result of imposition of the Senior Required Mill Levy; and (c) any other legally available moneys which the District determines, in its absolute discretion, to transfer to the Trustee for application as Senior Pledged Revenue.

The District has covenanted to impose a Senior Required Mill Levy on all taxable property of the District each year in an amount sufficient to pay the Senior Bonds when due, and if necessary, an amount sufficient to replenish the Senior Reserve Fund to the amount of the Senior Required Reserve, but (i) not in excess of 37 mills (subject to adjustment for changes in the method of calculating assessed valuation occurring after January 1, 2014), and (ii) for so long as the Senior Surplus Fund is less than the Maximum Surplus Amount, not less than 37 mills (subject to adjustment), or such lesser mill levy which will pay the Senior Bonds when due, will replenish the Senior Reserve Fund to the amount of the Senior Required Reserve, and will fund the Senior Surplus Fund up to the Maximum Surplus Amount.

Additional Security for Senior Bonds

The Senior Reserve Fund was funded from Senior Bond proceeds in the amount of the Senior Required Reserve of \$153,188. Subject to the receipt of sufficient pledged revenue, the Senior Reserve Fund is to be maintained for so long as any Senior Bond is outstanding. If at any time the Senior Reserve Fund is drawn upon or valued so that the amount therein is less than the Senior Required Reserve, the Trustee is to apply Senior Pledged Revenue to the credit of the Senior Reserve Fund in amounts sufficient to bring the amount credited to the Senior Reserve Fund to the Senior Required Reserve. The balance in the Senior Reserve Fund as of December 31, 2021, is \$153,197.

Senior Pledged Revenue that is not needed to pay debt service on the Senior Bonds in any year will be deposited to and held in the Senior Surplus Fund up to the Maximum Surplus Amount of \$196,500. The Senior Surplus Fund is to be maintained for so long as any Senior Bond is outstanding. Under the Subordinate Indenture, amounts released from the Senior Surplus Fund after the termination of such fund in accordance with the Senior Indenture are pledged to the payment of the Subordinate Bonds. The balance in the Senior Surplus Fund as of December 31, 2021, is \$-0-.

**WESTVIEW METROPOLITAN DISTRICT
NOTES TO BASIC FINANCIAL STATEMENTS
DECEMBER 31, 2021**

NOTE 4 LONG-TERM OBLIGATIONS (CONTINUED)

Subordinate Bonds Details

The Subordinate Bonds bear interest at the rate of 7.750% per annum and are payable annually on December 15, beginning December 15, 2019 from, and to the extent of, Subordinate Pledged Revenue available, if any, and mature on December 15, 2049. The Subordinate Bonds are structured as cash flow bonds meaning that there are no scheduled payments of principal or interest prior to the final maturity date. Unpaid interest on the Subordinate Bonds compounds annually on each December 15. All of the Subordinate Bonds and interest thereon are to be deemed to be paid and discharged on December 16, 2059, regardless of the amount of principal and interest paid prior to that date.

Subordinate Bonds Optional Redemption

The Subordinate Bonds are subject to redemption prior to maturity, at the option of the District, on June 1, 2024, and on any date thereafter, upon payment of par, accrued interest, and a redemption premium equal to a percentage of the principal amount so redeemed, as follows:

<u>Date of Redemption</u>	<u>Redemption Premium</u>
June 1, 2024, to May 31, 2025	3.00%
June 1, 2025, to May 31, 2026	2.00
June 1, 2026, to May 31, 2027	1.00
June 1, 2027, and thereafter	0.00

The Subordinate Bonds are secured by and payable solely from and to the extent of Subordinate Pledged Revenue, net of any costs of collection, which includes: (a) the Subordinate Required Mill Levy; (b) the portion of the Specific Ownership Tax which is collected as a result of imposition of the Subordinate Required Mill Levy; (c) the amounts, if any, in the Senior Surplus Fund after the payment or defeasance of the Senior Bonds; (d) any other legally available moneys which the District determines, in its absolute discretion, to transfer to the Trustee for application as Subordinate Pledged Revenue.

The District has covenanted to impose a Subordinate Required Mill Levy in the amount of 37 mills (subject to adjustment) less the Senior Bond Mill Levy, or such lesser mill levy which will fund the Subordinate Bond Fund in an amount sufficient to pay all of the principal of and interest on the Subordinate Bonds in full. The Subordinate Required Mill Levy will equal zero at any time that the payment of the Senior Bonds (and any other Senior Parity Bonds) requires the imposition of at least 37 mills, as adjusted, in any year.

**WESTVIEW METROPOLITAN DISTRICT
NOTES TO BASIC FINANCIAL STATEMENTS
DECEMBER 31, 2021**

NOTE 4 LONG-TERM OBLIGATIONS (CONTINUED)

Subordinate Bonds Optional Redemption (Continued)

The outstanding principal and interest of the Senior Bonds are due as follows:

<u>Year Ending December 31,</u>	<u>Principal</u>	<u>Interest</u>	<u>Total</u>
2022	\$ 5,000	\$ 100,706	\$ 105,706
2023	20,000	100,450	120,450
2024	20,000	99,425	119,425
2025	25,000	98,400	123,400
2026	25,000	97,119	122,119
2027 - 2031	175,000	462,789	637,789
2032 - 2036	255,000	410,257	665,257
2037 - 2041	375,000	333,126	708,126
2042 - 2046	515,000	223,450	738,450
2047 - 2049	550,000	65,088	615,088
Total	<u>\$ 1,965,000</u>	<u>\$ 1,990,810</u>	<u>\$ 3,955,810</u>

The annual debt service requirements on the Subordinate Bonds are not included in the schedule above since they are payable only from available Subordinate Pledged Revenue.

Authorized Debt

At December 31, 2021, the District had authorized but unissued indebtedness in the following amounts allocated for the following purposes:

	<u>Authorized May 3, 2016 Election</u>	<u>Authorization Used Series 2019</u>	<u>Remaining at December 31, 2021</u>
Water	\$ 3,500,000	\$ 312,266	\$ 3,187,734
Street	3,500,000	1,216,888	2,283,112
Safety Protection	3,500,000	-	3,500,000
TV Relay	3,500,000	-	3,500,000
Park and Recreation	3,500,000	-	3,500,000
Sanitation	3,500,000	748,846	2,751,154
Mosquito Control	3,500,000	-	3,500,000
Public Transportation	3,500,000	-	3,500,000
Fire Protection	3,500,000	-	3,500,000
Security Services	3,500,000	-	3,500,000
O&M Debt	3,500,000	-	3,500,000
IGA Debt	3,500,000	-	3,500,000
Oil & Gas Debt	3,500,000	-	3,500,000
Refunding	3,500,000	-	3,500,000
Total	<u>\$ 49,000,000</u>	<u>\$ 2,278,000</u>	<u>\$ 46,722,000</u>

Pursuant to the Service Plan, the District is permitted to issue bond indebtedness of up to \$49,000,000.

**WESTVIEW METROPOLITAN DISTRICT
NOTES TO BASIC FINANCIAL STATEMENTS
DECEMBER 31, 2021**

NOTE 4 LONG-TERM OBLIGATIONS (CONTINUED)

Authorized Debt (Continued)

In the future, the District may issue a portion or all of the remaining authorized but unissued general obligation debt for purposes of providing public improvements to support development as it occurs within the District’s service area; however, as of the date of this audit, the amount and timing of any debt issuances is not determinable.

NOTE 5 NET POSITION

The District has net position consisting of two components – restricted and unrestricted.

The restricted net position includes assets that are restricted for use either externally imposed by creditors, grantors, contributors, or laws and regulations of other governments or imposed by law through constitutional provisions or enabling legislation. The District had a restricted net position as of December 31, 2021, as follows:

	Governmental Activities
Restricted Net Position:	
Emergency Reserves	\$ 900
Debt Service	133,057
Total Restricted Net Position	\$ 133,957

The District has a deficit in unrestricted net position. This deficit is primarily due to interest paid on debts to date, and operating expenses paid by advances from Developer.

NOTE 6 AGREEMENTS

Contribution Mill Levy

Pursuant to the District’s Service Plan and as memorialized in an Intergovernmental Agreement with the Town of Frederick, dated May 1, 2015, without increasing the debt service mill levy, at any time the District imposes a debt service mill levy, the District is to impose a Contribution Mill Levy of 3 mills (subject to adjustment) for financing capital improvements or for financing operations and maintenance expenses associated with Town capital improvements so long as the capital improvement is one that the District could otherwise finance (e.g., streets, traffic safety controls, street lighting, water, sanitary sewer, storm drainage, landscaping improvements, and parks and recreation). Revenues received by the District from imposition of the Contribution Mill Levy are to be remitted to the Town upon the District’s receipt. In the event that the District does not impose a Debt Mill Levy, the District shall have no obligation to levy, collect, or pay over to the Town the three (3) mills set forth herein.

**WESTVIEW METROPOLITAN DISTRICT
NOTES TO BASIC FINANCIAL STATEMENTS
DECEMBER 31, 2021**

NOTE 7 RELATED PARTIES

The property within the District is being developed by LGI Homes – Colorado LLC (Developer). During 2021, all of the members of the Board of Directors were officers or employees of, or otherwise associated with the Developer, and may have conflicts of interest in matters involving the District.

Facilities Acquisition Agreement

The District and the Developer entered into a Facilities Funding and Acquisition Agreement on December 3, 2015. Pursuant to the agreement, the District and the Developer acknowledge that the District is authorized to construct, acquire and install public improvements, including water, sanitation (including storm drainage), streets, safety protection, park and recreation, transportation, fire protection, television relay and translation, mosquito control, and other facilities and services that benefit the Property, subject to the limitations set forth in the Service Plan.

The Parties agreed that only completed phases of work shall be eligible for reimbursement by the District. The District agrees to reimburse the Developer for certified construction costs related to improvements up to a maximum of \$2,000,000 together with simple interest that shall accrue on amounts reimbursable to the Developer under this Agreement, until paid, at the rate of eight percent (8%) per annum.

As of December 31, 2021, outstanding advances under this agreement totaled \$3,904,925 and accrued interest totaled \$791,683.

Funding and Reimbursement Agreement with LGI Homes Colorado LLC

The District and the Developer entered into an Operation Funding Agreement on October 17, 2016, with an effective date of January 1, 2017. The Operation Funding Agreement terminated on March 15, 2018 (the 2017 Advance Obligation Termination Date). The District and the Developer then entered into a Funding and Reimbursement Agreement on April 29, 2019. Pursuant to the agreement, the District and the Developer acknowledge that the Developer has incurred Costs on behalf of the District since the 2017 Advance Obligation Termination Date, prior to the execution of this Agreement, in anticipation that the same would be reimbursed as provided in this agreement. With respect to each loan advance made under this agreement prior to the issuance of any Reimbursement Obligation reflecting such advance, the interest rate shall be 8% per annum, from the date any such advance is made, simple interest, to the earlier of the date the Reimbursement Obligation is issued to evidence such advance, or the date of repayment of such amount.

As of December 31, 2021, outstanding advances under this agreement totaled \$134,230 and accrued interest totaled \$25,189.

**WESTVIEW METROPOLITAN DISTRICT
NOTES TO BASIC FINANCIAL STATEMENTS
DECEMBER 31, 2021**

NOTE 7 RELATED PARTIES (CONTINUED)

Operation Funding Agreements (OFAs) with Westview LLC

The District and Westview LLC (the Original Developer) entered into various operation funding agreements prior to 2017, including the 2015 Operation Funding Agreement, dated April 29, 2015, with an effective date of March 24, 2015, as amended by the First Amendment to 2015 Operation Funding Agreement dated November 10, 2015, with an effective date of January 1, 2016, together with the 2015 OFA (Original OFAs). The Original OFAs were terminated pursuant to the Termination of 2015 Operation Funding Agreement, effective as of January 1, 2017, and the Original Developer has waived its right to reimbursement for costs incurred pursuant to the Original OFAs, and has directed the District to reimburse amounts advanced by the Original Developer to the Developer. Interest for advances made by the Original Developer under the Original OFAs shall accrue at 8% per annum.

As of December 31, 2021, outstanding advances for organizational related costs totaled \$45,302 and accrued interest totaled \$9,170.

NOTE 8 RISK MANAGEMENT

The District is exposed to various risks of loss related to torts; thefts of, damage to, or destruction of assets; errors or omissions; injuries to employees; or acts of God.

The District is a member of the Colorado Special Districts Property and Liability Pool (the Pool). The Pool is an organization created by intergovernmental agreement to provide property, liability, public officials' liability, boiler and machinery, and workers' compensation coverage to its members. Settled claims have not exceeded this coverage in any of the past three fiscal years.

The District pays annual premiums to the Pool for liability, property, and public officials' liability coverage. In the event aggregated losses incurred by the Pool exceed amounts recoverable from reinsurance contracts and funds accumulated by the Pool, the Pool may require additional contributions from the Pool members. Any excess funds which the Pool determines are not needed for purposes of the Pool may be returned to the members pursuant to a distribution formula.

NOTE 9 TAX, SPENDING, AND DEBT LIMITATION

Article X, Section 20 of the Colorado Constitution, commonly known as the Taxpayer's Bill of Rights (TABOR), contains tax, spending, revenue, and debt limitations which apply to the State of Colorado and all local governments.

Spending and revenue limits are determined based on the prior year's Fiscal Year Spending adjusted for allowable increases based upon inflation and local growth. Fiscal Year Spending is generally defined as expenditures plus reserve increases with certain exceptions. Revenue in excess of the Fiscal Year Spending limit must be refunded unless the voters approve retention of such revenue.

**WESTVIEW METROPOLITAN DISTRICT
NOTES TO BASIC FINANCIAL STATEMENTS
DECEMBER 31, 2021**

NOTE 9 TAX, SPENDING, AND DEBT LIMITATION (CONTINUED)

On May 3, 2016, the District's voters approved for an annual increase in taxes of \$3,500,000 for general operations and maintenance without limitation of rate. This election question allowed the District to collect and spend the additional revenue without regard to any spending, revenue raising, or other limitations contained within TABOR.

TABOR requires local governments to establish Emergency Reserves. These reserves must be at least 3% of Fiscal Year Spending (excluding bonded debt service). Local governments are not allowed to use the Emergency Reserves to compensate for economic conditions, revenue shortfalls, or salary or benefit increases.

The District's management believes it is in compliance with the provisions of TABOR. However, TABOR is complex and subject to interpretation. Many of the provisions, including the interpretation of how to calculate Fiscal Year Spending limits, will require judicial interpretation.

SUPPLEMENTARY INFORMATION

**WESTVIEW METROPOLITAN DISTRICT
DEBT SERVICE FUND
SCHEDULE OF REVENUES, EXPENDITURES, AND CHANGES IN FUND BALANCE –
BUDGET AND ACTUAL
YEAR ENDED DECEMBER 31, 2021**

	Original and Final Budget	Actual Amounts	Variance with Final Budget Positive (Negative)
REVENUES			
Property Taxes	\$ 77,719	\$ 79,136	\$ 1,417
Specific Ownership Taxes	3,886	3,903	17
Interest Income	500	111	(389)
Total Revenues	<u>82,105</u>	<u>83,150</u>	<u>1,045</u>
EXPENDITURES			
County Treasurer's Fees	1,166	1,188	(22)
Paying Agent Fees	-	9,917	(9,917)
Bond Interest	100,706	100,706	-
Contingency	13,128	-	13,128
Total Expenditures	<u>115,000</u>	<u>111,811</u>	<u>3,189</u>
NET CHANGE IN FUND BALANCE	(32,895)	(28,661)	4,234
Fund Balance - Beginning of Year	<u>240,037</u>	<u>235,727</u>	<u>(4,310)</u>
FUND BALANCE - END OF YEAR	<u><u>\$ 207,142</u></u>	<u><u>\$ 207,066</u></u>	<u><u>\$ (76)</u></u>

OTHER INFORMATION

**WESTVIEW METROPOLITAN DISTRICT
SCHEDULE OF DEBT SERVICE REQUIREMENTS TO MATURITY
DECEMBER 31, 2021**

\$1,965,000 General Obligation Limited Tax Bonds
Series 2019A, Dated June 5, 2019
Interest Rate 5.125%

<u>Year Ended December 31,</u>	<u>Interest Payable June 1 and December 1</u>		
	<u>Principal</u>	<u>Interest</u>	<u>Total</u>
2022	\$ 5,000	\$ 100,706	\$ 105,706
2023	20,000	100,450	120,450
2024	20,000	99,425	119,425
2025	25,000	98,400	123,400
2026	25,000	97,119	122,119
2027	30,000	95,838	125,838
2028	30,000	94,300	124,300
2029	35,000	92,763	127,763
2030	40,000	90,969	130,969
2031	40,000	88,919	128,919
2032	45,000	86,869	131,869
2033	45,000	84,563	129,563
2034	50,000	82,256	132,256
2035	55,000	79,694	134,694
2036	60,000	76,875	136,875
2037	65,000	73,800	138,800
2038	70,000	70,469	140,469
2039	75,000	66,881	141,881
2040	80,000	63,038	143,038
2041	85,000	58,938	143,938
2042	90,000	54,581	144,581
2043	95,000	49,969	144,969
2044	105,000	45,100	150,100
2045	110,000	39,719	149,719
2046	115,000	34,081	149,081
2047	125,000	28,188	153,188
2048	130,000	21,781	151,781
2049	295,000	15,119	310,119
Total	\$ 1,965,000	\$ 1,990,810	\$ 3,955,810

**WESTVIEW METROPOLITAN DISTRICT
SCHEDULE OF ASSESSED VALUATION, MILL LEVY, AND PROPERTY TAXES COLLECTED
DECEMBER 31, 2021**

Year Ended December 31,	Prior Year Assessed Valuation for Current Year Property Tax Levy	Mills Levied for			Total Property Taxes		Percent Collected to Levied
		General	Debt Service	Contracts	Levied	Collected	
2017	\$ 109,100	50.000	0.000	0.000	\$ 5,455	\$ 5,455	100.00 %
2018	111,340	55.277	0.000	0.000	6,155	6,155	100.00
2019	128,000	55.277	0.000	0.000	7,075	7,076	100.00
2020	615,190	11.133	41.191	3.340	34,244	34,244	100.00
2021	1,886,800	11.133	41.191	3.340	105,025	106,940	101.82
Estimated for the Year Ending December 31, 2022	\$ 3,430,050	11.133	41.191	3.340	\$ 190,930		